

Release Notes Awingu 5.2.2

- [Introduction](#)
- [Documentation](#)
- [Upgrade Instructions](#)
- [Fixed bugs](#)

Introduction

Awingu 5.2.2 is a minor release containing important bug fixes and security updates.

If you are upgrading from **5.1.1** or **5.1.3**, please refer to the [Awingu 5.2.0 release notes](#) for an overview of the new features and important changes of Awingu 5.2.




Documentation

Following documentation is available for this release:

User Manual	https://support.awingu.com/solution/articles/8000096564
Admin Manual	https://support.awingu.com/solution/articles/8000096566

Upgrade Instructions

You can upgrade to Awingu 5.2.2 from Awingu **5.1.1**, **5.1.3** and **5.2.0**

1. Sign-in to Awingu with an administrator account (of an administrative Awingu domain) and check that all services in the *Dashboard* are green.
2. Make sure the host (hypervisor) is not in a stressed state (CPU and disk IO) and that the memory is not ballooning.
3. It is **highly recommended** to shut down the appliance(s) cleanly now and take a **snapshot/backup**. It is also recommended to take a backup of the database if you are using an external database.
4. Start the appliances(s) up, sign-in to Awingu with an administrator account (of an administrative Awingu domain) and wait until all services in the Dashboard are green again.
5. Make sure all Awingu appliances in your environment have internet connectivity (access to <https://repo-pub.awingu.com>).
6. Open the *System Settings*.
7. At the *General Information* page, in the section *Upgrade Version*, select 5.2.2 and click Upgrade.
 -  The **upgrade can take up to 60 minutes per appliance**, depending of the disk and network speed.
 -  Don't refresh the *System Settings* page.
 -  Do not reboot your appliance(s) during the upgrade.
8. When the upgrade has completed: Close *System Settings* and Logout. Refresh your browser before you re-login.
9. It is **highly recommended** to **reboot** the appliances(s) after a successful upgrade.

Fixed bugs

Description
Swap not enabled when deploying new 5.2.0 appliances.
Direct links to files and applications not working when using SSO.
Not redirected to the reverse proxy website after logging in with SSO.
Writing audit logs to the database can generate deadlocks when using an external MSSQL database.
Metering reports in the dashboard can be incorrect on environments with a large amount of named users (2500+) and when using MSSQL as external database.
Browser check is outdated and not relevant anymore. (Browser check is removed)